



**PODER JUDICIÁRIO**  
**ESTADO DO RIO DE JANEIRO**

**RESUMO DO DEMONSTRATIVO DA DESPESA COM PESSOAL**  
**TRIBUNAIS DE JUSTIÇA DOS ESTADOS**

**DIRETORIA-GERAL DE PLANEJAMENTO, COORDENAÇÃO E FINANÇAS**  
**ASSESSORIA TÉCNICA**

**3º Quadrimestre - 2017**

# TRIBUNAL DE JUSTIÇA DO ESTADO DO RIO DE JANEIRO

## RESUMO DO DEMONSTRATIVO DA DESPESA COM PESSOAL 2017

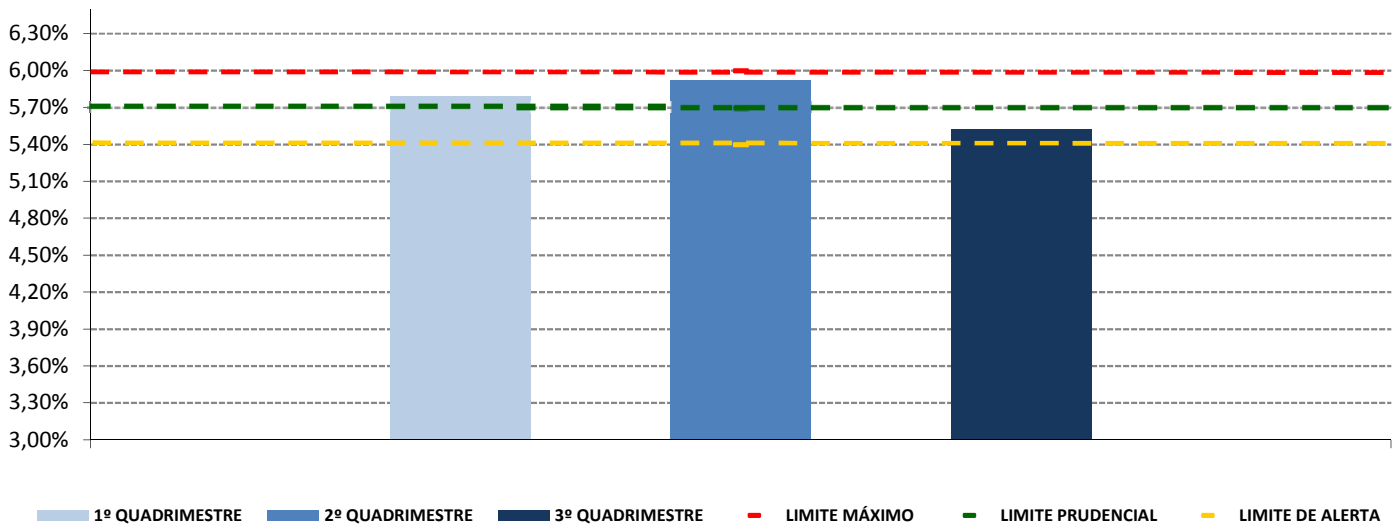
Valores em R\$

1º QUADRIMESTRE - MAIO/2016 A ABRIL/2017	
Receita Corrente Líquida (RCL)	47.619.289.948
Despesa Líquida com Pessoal (DLP)	2.756.718.597
<b>% sobre a RCL</b>	<b>5,79%</b>

2º QUADRIMESTRE - SET/2016 A AGO/2017	
Receita Corrente Líquida (RCL)	46.854.486.687
Despesa Líquida com Pessoal (DLP)	2.773.025.832
<b>% sobre a RCL</b>	<b>5,92%</b>

3º QUADRIMESTRE - JAN/2017 A DEZ/2017	
Receita Corrente Líquida (RCL)	50.194.044.675
Despesa Líquida com Pessoal (DLP)	2.772.097.754
<b>% sobre a RCL</b>	<b>5,52%</b>

TJRJ- % de Gastos com Pessoal (DLP/RCL) por Quadrimestre - 2017



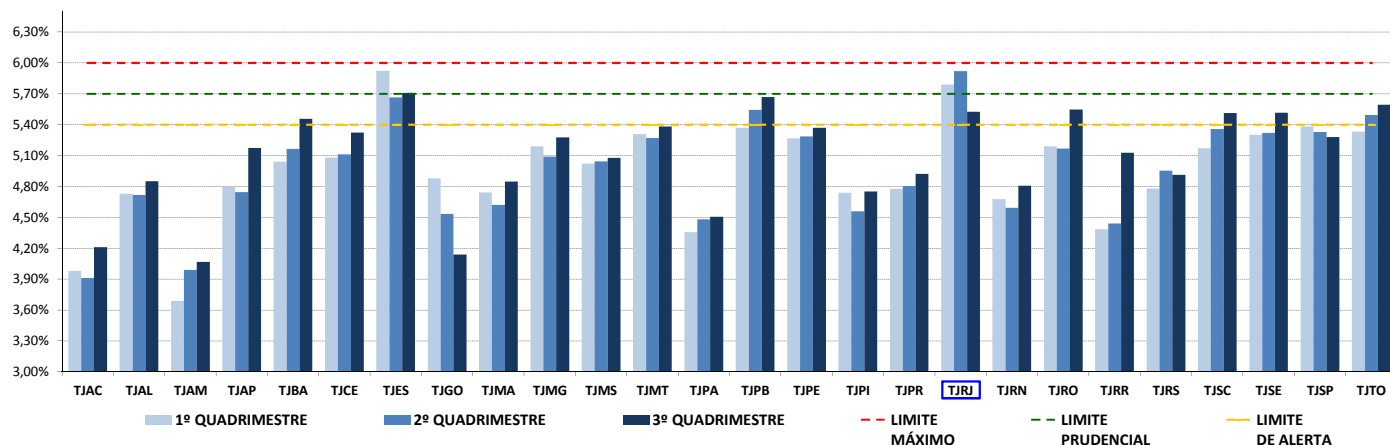
## TRIBUNAIS DE JUSTIÇA DOS ESTADOS

### RECEITA CORRENTE LÍQUIDA (RCL), DESPESA LÍQUIDA COM PESSOAL (DLP) E PERCENTUAL DE GASTOS COM PESSOAL (DLP/RCL) 2017

Valores em R\$

TJ ESTADUAIS	1º QUADRIMESTRE			2º QUADRIMESTRE			3º QUADRIMESTRE		
	RCL	DLP	% (DLP/RCL)	RCL	DLP	% (DLP/RCL)	RCL	DLP	% (DLP/RCL)
TJAC	4.617.521.261	183.820.562	3,98%	4.726.201.777	184.784.732	3,91%	4.471.916.240	188.254.933	4,21%
TJAL	7.890.774.332	373.222.387	4,73%	7.936.211.011	374.194.676	4,72%	7.348.618.775	356.396.967	4,85%
TJAM	11.724.956.310	432.169.840	3,69%	11.993.195.580	478.382.641	3,99%	12.052.493.122	489.963.420	4,07%
TJAP	4.717.127.410	226.274.649	4,80%	4.718.490.578	223.811.773	4,74%	4.353.647.885	225.141.940	5,17%
TJBA	29.390.956.526	1.481.192.064	5,04%	29.790.596.404	1.538.491.467	5,16%	29.927.319.695	1.632.600.454	5,46%
TJCE	18.070.171.733	917.960.868	5,08%	18.199.706.710	929.975.755	5,11%	17.762.569.696	945.512.008	5,32%
TJES	12.038.259.675	712.900.506	5,92%	12.432.975.579	704.238.371	5,66%	12.192.822.216	696.000.790	5,71%
TJGO	19.499.865.049	950.823.032	4,88%	19.706.207.254	893.380.656	4,53%	21.033.876.163	870.226.919	4,14%
TJMA	12.860.550.166	609.852.787	4,74%	12.905.924.627	596.335.242	4,62%	12.505.341.352	606.254.601	4,85%
TJMG	54.917.143.339	2.849.201.600	5,19%	56.237.979.511	2.861.360.170	5,09%	55.173.574.560	2.910.748.630	5,28%
TJMS	9.386.578.531	471.332.268	5,02%	9.600.081.251	484.070.640	5,04%	9.745.133.067	494.662.650	5,08%
TJMT	12.871.326.693	682.969.098	5,31%	13.184.634.382	694.746.424	5,27%	13.370.957.833	719.392.773	5,38%
TJPA	18.241.120.000	794.333.798	4,35%	18.326.917.000	821.091.253	4,48%	18.015.886.000	811.814.414	4,51%
TJPB	9.124.265.603	489.717.982	5,37%	9.224.839.153	511.430.945	5,54%	9.130.510.758	517.428.190	5,67%
TJPE	21.282.248.236	1.120.616.707	5,27%	21.652.972.396	1.144.419.075	5,29%	21.511.100.201	1.154.795.318	5,37%
TJPI	7.844.754.268	371.651.636	4,74%	8.140.238.205	370.922.547	4,56%	8.007.850.697	380.319.370	4,75%
TJPR	35.883.808.975	1.713.640.474	4,78%	36.052.824.527	1.731.595.070	4,80%	36.615.275.854	1.801.393.487	4,92%
<b>TJRJ</b>	<b>47.619.289.948</b>	<b>2.756.718.597</b>	<b>5,79%</b>	<b>46.854.486.687</b>	<b>2.773.025.832</b>	<b>5,92%</b>	<b>50.194.044.675</b>	<b>2.772.097.754</b>	<b>5,52%</b>
TJRN	8.426.183.011	394.088.383	4,68%	8.730.753.880	400.928.937	4,59%	8.604.895.624	413.666.066	4,81%
TJRO	6.290.289.753	326.414.482	5,19%	6.430.863.588	332.328.267	5,17%	6.151.873.470	341.195.042	5,55%
TJRR	3.411.462.366	149.540.039	4,38%	3.441.987.636	152.820.443	4,44%	3.197.049.908	163.865.166	5,13%
TJRS	35.359.847.965	1.689.767.608	4,78%	34.870.614.793	1.726.483.540	4,95%	35.045.932.697	1.721.605.539	4,91%
TJSC	20.815.995.090	1.076.306.059	5,17%	21.138.090.775	1.132.499.511	5,36%	21.127.888.812	1.164.481.721	5,51%
TJSE	7.051.244.915	373.757.129	5,30%	7.142.869.217	379.959.904	5,32%	6.885.059.830	379.797.708	5,52%
TJSP	141.498.128.000	7.613.789.785	5,38%	146.284.762.000	7.794.693.251	5,33%	151.562.454.000	7.999.650.671	5,28%
TJTO	7.343.909.006	391.623.661	5,33%	7.370.344.500	404.884.105	5,49%	7.197.392.338	402.617.457	5,59%

**TJ Estados - % de Gastos com Pessoal (DLP/RCL) por Quadrimestre - 2017**



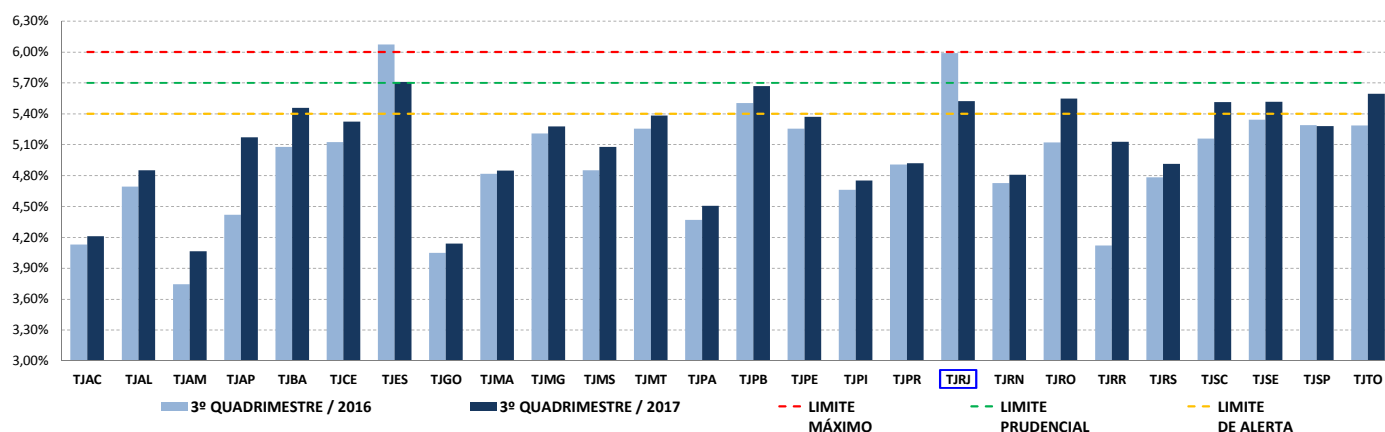
## TRIBUNAIS DE JUSTIÇA DOS ESTADOS

### VARIAÇÃO DA RECEITA CORRENTE LÍQUIDA (RCL), DESPESA LÍQUIDA COM PESSOAL (DLP) E PERCENTUAL DE GASTOS COM PESSOAL (DLP/RCL) 2016 / 2017

Valores em R\$

QUAD./ANO	3º QUADRIMESTRE / 2016			3º QUADRIMESTRE / 2017			% DE VARIAÇÃO ENTRE 2016 E 2017			
TJ ESTADUAIS	RCL	DLP	% (DLP/RCL)	RCL	DLP	% (DLP/RCL)	RCL			DLP
TJAC	4.442.141.071	183.365.505	4,13%	4.471.916.240	188.254.933	4,21%	0,67%	↑	2,67%	↑
TJAL	7.645.675.623	358.719.443	4,69%	7.348.618.775	356.396.967	4,85%	-3,89%	↓	-0,65%	↓
TJAM	11.395.630.934	426.555.585	3,74%	12.052.493.122	489.963.420	4,07%	5,76%	↑	14,87%	↑
TJAP	4.872.773.879	215.361.713	4,42%	4.353.647.885	225.141.940	5,17%	-10,65%	↓	4,54%	↑
TJBA	28.714.179.025	1.457.425.030	5,08%	29.927.319.695	1.632.600.454	5,46%	4,22%	↑	12,02%	↑
TJCE	17.831.937.422	913.866.430	5,12%	17.762.569.696	945.512.008	5,32%	-0,39%	↓	3,46%	↑
TJES	11.884.435.327	721.506.387	6,07%	12.192.822.216	696.000.790	5,71%	2,59%	↑	-3,54%	↓
TJGO	18.054.008.633	730.764.091	4,05%	21.033.876.163	870.226.919	4,14%	16,51%	↑	19,08%	↑
TJMA	12.434.760.473	598.702.846	4,81%	12.505.341.352	606.254.601	4,85%	0,57%	↑	1,26%	↑
TJMG	53.731.469.131	2.797.669.226	5,21%	55.173.574.560	2.910.748.630	5,28%	2,68%	↑	4,04%	↑
TJMS	9.380.900.663	454.915.597	4,85%	9.745.133.067	494.662.650	5,08%	3,88%	↑	8,74%	↑
TJMT	12.477.124.336	655.549.641	5,25%	13.370.957.833	719.392.773	5,38%	7,16%	↑	9,74%	↑
TJPA	17.922.202.000	783.083.307	4,37%	18.015.886.000	811.814.414	4,51%	0,52%	↑	3,67%	↑
TJPB	8.845.649.342	486.765.246	5,50%	9.130.510.758	517.428.190	5,67%	3,22%	↑	6,30%	↑
TJPE	20.859.630.971	1.096.114.261	5,25%	21.511.100.201	1.154.795.318	5,37%	3,12%	↑	5,35%	↑
TJPI	7.578.979.586	353.322.225	4,66%	8.007.850.697	380.319.370	4,75%	5,66%	↑	7,64%	↑
TJPR	34.135.477.822	1.675.005.767	4,91%	36.615.275.854	1.801.393.487	4,92%	7,26%	↑	7,55%	↑
<b>TJRJ</b>	<b>46.228.984.469</b>	<b>2.768.464.962</b>	<b>5,99%</b>	<b>50.194.044.675</b>	<b>2.772.097.754</b>	<b>5,52%</b>	<b>8,58%</b>	<b>↑</b>	<b>0,13%</b>	<b>↑</b>
TJRN	8.166.178.872	385.954.864	4,73%	8.604.895.624	413.666.066	4,81%	5,37%	↑	7,18%	↑
TJRO	6.191.729.731	317.035.940	5,12%	6.151.873.470	341.195.042	5,55%	-0,64%	↓	7,62%	↑
TJRR	3.376.579.222	139.108.348	4,12%	3.197.049.908	163.865.166	5,13%	-5,32%	↓	17,80%	↑
TJRS	34.654.897.410	1.656.682.056	4,78%	35.045.932.697	1.721.605.539	4,91%	1,13%	↑	3,92%	↑
TJSC	20.488.858.892	1.057.049.077	5,16%	21.127.888.812	1.164.481.721	5,51%	3,12%	↑	10,16%	↑
TJSE	6.787.495.873	362.450.777	5,34%	6.885.059.830	379.797.708	5,52%	1,44%	↑	4,79%	↑
TJSP	140.443.287.000	7.428.634.435	5,29%	151.562.454.000	7.999.650.671	5,28%	7,92%	↑	7,69%	↑
TJTO	7.298.063.598	385.664.019	5,28%	7.197.392.338	402.617.457	5,59%	-1,38%	↓	4,40%	↑

**TJ Estados - % de Gastos com Pessoal (DLP/RCL) no 3º Quadrimestre - 2016/2017**



## TRIBUNAIS DE JUSTIÇA DOS ESTADOS

### RANKING DO PERCENTUAL DE GASTOS COM PESSOAL (DLP/RCL) 3º QUADRIMESTRE / 2017

QUAD. / ANO	3º QUADRIMESTRE / 2017
-------------	------------------------

TJ ESTADUAIS	RCL	DLP	% (DLP/RCL)
TJES	12.192.822.216	696.000.790	5,71%
TJPB	9.130.510.758	517.428.190	5,67%
TJTO	7.197.392.338	402.617.457	5,59%
TJRO	6.151.873.470	341.195.042	5,55%
TJRJ	50.194.044.675	2.772.097.754	5,52%
TJSE	6.885.059.830	379.797.708	5,52%
TJSC	21.127.888.812	1.164.481.721	5,51%
TJBA	29.927.319.695	1.632.600.454	5,46%
TJMT	13.370.957.833	719.392.773	5,38%
TJPE	21.511.100.201	1.154.795.318	5,37%
TJCE	17.762.569.696	945.512.008	5,32%
TJSP	151.562.454.000	7.999.650.671	5,28%
TJMG	55.173.574.560	2.910.748.630	5,28%
TJAP	4.353.647.885	225.141.940	5,17%
TJRR	3.197.049.908	163.865.166	5,13%
TJMS	9.745.133.067	494.662.650	5,08%
TJPR	36.615.275.854	1.801.393.487	4,92%
TJRS	35.045.932.697	1.721.605.539	4,91%
TJAL	7.348.618.775	356.396.967	4,85%
TJMA	12.505.341.352	606.254.601	4,85%
TJRN	8.604.895.624	413.666.066	4,81%
TJPI	8.007.850.697	380.319.370	4,75%
TJPA	18.015.886.000	811.814.414	4,51%
TJAC	4.471.916.240	188.254.933	4,21%
TJGO	21.033.876.163	870.226.919	4,14%
TJAM	12.052.493.122	489.963.420	4,07%

